



BUAFC Performance Report 2023





| Contents

| | |
|------------------------------|----|
| Community & Funding Partners | 01 |
| Introduction & Welcome | 02 |
| Financial Performance | 03 |
| 2023 A Year in Review | 05 |
| Football Development | 08 |
| Honours | 09 |
| Junior Report | 10 |
| 2023 Financial Cover Memo | 14 |
| 2023 Financial Statements | 16 |
| Thank You | 20 |
| BUAFC Sponsors | 21 |



| Community Funding Partners





Introduction & Welcome

Welcome to the 2023 Birkenhead United AFC Performance Report.

This report aims to provide an overview of the club's financial performance during the 2023 calendar year. It also reviews our on-field achievements and community engagement over the same period, comparing these key areas with previous years to give us a clear sense of our progress.

Lastly, we look ahead to outline our goals for the future and the strategies we plan to implement to achieve them.

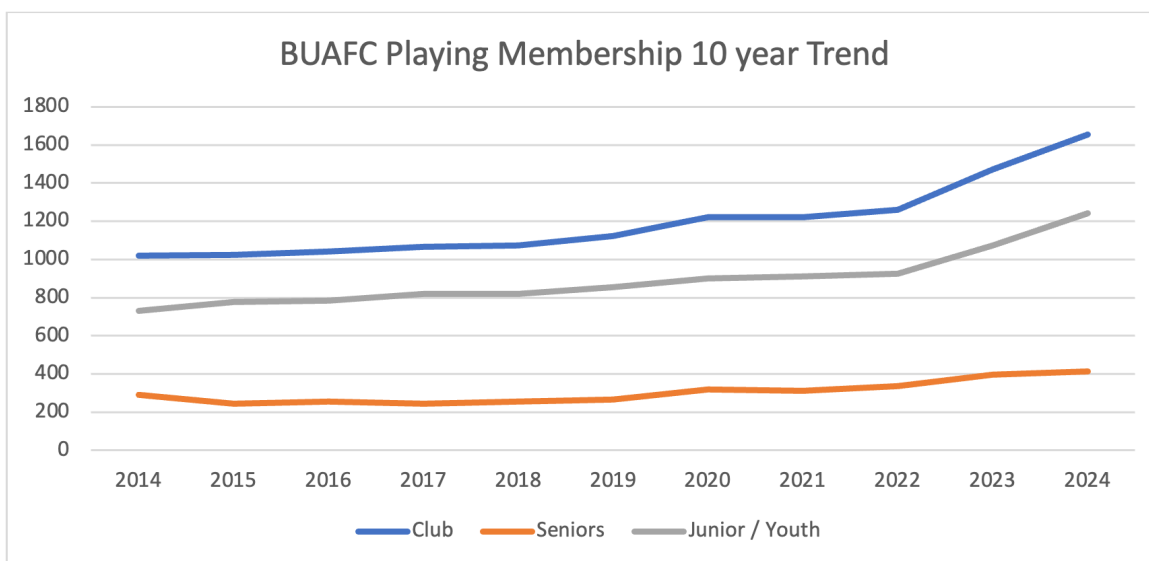
Membership

Our general retention and growth of our playing membership has remained relatively consistent over the last decade, with the last three years reflecting a senior membership growth from 312 in 2021 to 397 in 2023. While the number of senior female players remained stable at 70 players across three teams, male membership has increased by one team a year across this period. With the current split being 3 Women's teams & 15 Men's teams.

Junior and Youth numbers continue to experience significant growth, with these numbers totalling 1074 in 2023. For interest & by comparison, this compares to a total of 729 in 2014, which when compared to the 2023 intake, is a 50% increase of the Junior & Youth membership over an 8 year period! Of note is the significant 15% per annum growth we have experienced over the 2 year period from 2022 (926) to 2024 (1241).

We continue to be one of the largest football Clubs on the Shore, and one of the 12 biggest Clubs in the region of Tamaki Makaurau / Auckland.

The data base application, Friendly Manager, continues to allow us to understand & communicate with all our membership, and has been a significant investment into the growth of our success.





Financial Performance

The year ending 31st of December 2023 was a challenging year financially as the Club sought to complete the Club Build programme and navigate through lower revenues from activities associated with the Women's world cup (notably bar revenue).

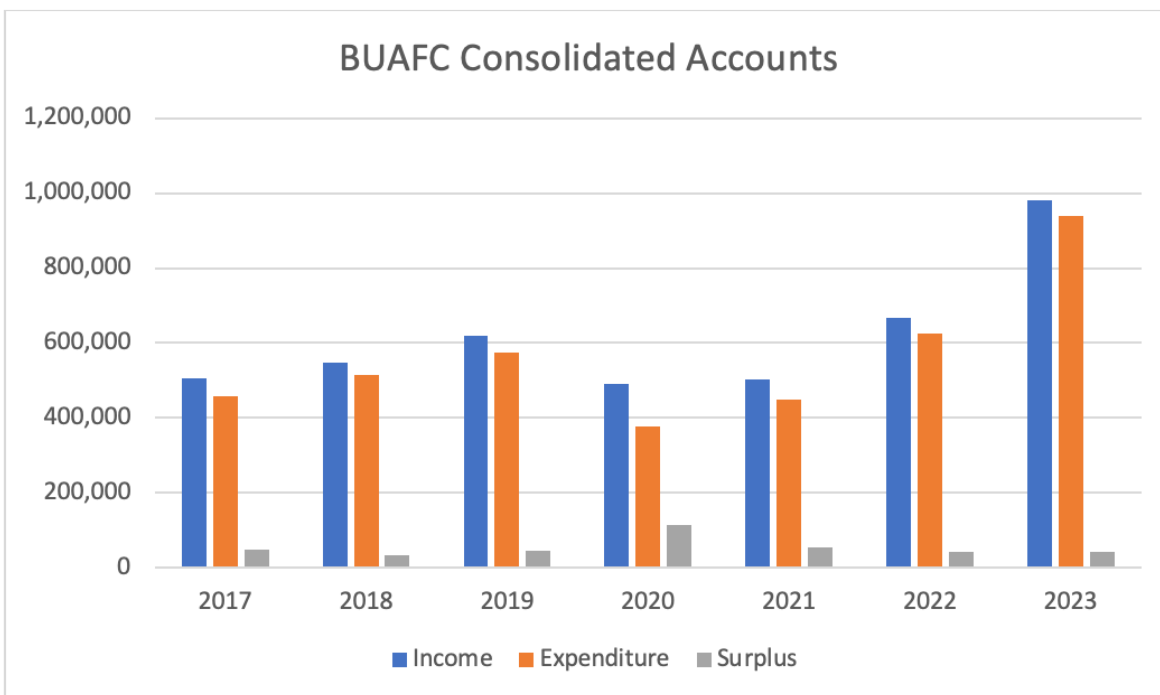
While a fantastic opportunity for the Club to play a role in the FIFA Women's World cup and enter a one in a generation build programme the clubs finances are strained. As a result, it is important that we continue to remain prudent in our fiscal management.

The Club has also undertaken a programme of Financial Management improvement in 2024 including the appointment of new accountants being Sports Accounting New Zealand who have reviewed and certified the 2023 accounts as a fair representation of the financial position of the club.

The 2023 accounts have been endorsed by the Finance & Risk Subcommittee and the Management committee following their preparation by Sports Accounting New Zealand. In 2024 we also combined the two separate zero account the club operated under into one to reflect a whole of club approach and this in turn has made some of the year on year comparisons (between 2023 and prior years) more difficult but places the club in a strong position to manage its finances in the period ahead.

While the 2023 club profit and loss (Opex) shows a Net Profit of \$42.5k the capital spend and therefore cash flow impacts have been significant. These impacts carry forward into 2024.

The below diagram highlights the growth of revenue between 2022 (Covid year) and 2023.





| Financial Performance

Given the build programme and one of expenditure associated with this comparing between financial years becomes more difficult however comparing 2022 to previous years we can see the following data points and some trends:

Income increased to a record high of \$982k but costs increased proportionally. Inflation is being experienced across the board for all expense areas of the club.

The club experienced liquidity challenges in 2023 as it digested the build programme, and has recently taken on debt to support not only the finalisation of the Club redevelopment but also to provide working capital.

Of the \$400k of debt, one of these loans has a payment term of 10 years and the other 3 years. Debt repayment will commence in 2025 with 2024 being a year of continued digestion of the build programme and charting a path back to finance equilibrium.

The balance sheet remains strong with the Club redevelopment increasing the fixed asset balance by \$2.08mil in 2023 as there were build costs of circa \$750k in 2022 noting the loans above also appear on the balance sheet.

Salary and wages have been maintained at 2022 levels but Coaching costs continue to be a significant spend item, which is reflective of our recruitment of and investment into coaches. The importance of qualified coaches within the club is now well established and is a requirement of being able to deliver the Skill Centre and Talent Development Programmes.

| 2023 | A Year in Review

The year began with renewed momentum as LEP construction resumed at Shepherds Park in early January, focusing on the completion of the club's upgrade project in preparation for the Women's World Cup 2023 (WWC23). With the roof in place, more workers were on site, coordinating efforts on various upgrades, including improvements to the pitches, pathways, and lighting—all vital to achieving our ultimate goal for the park.

Early 2023 also brought significant weather challenges. Late January's storms, followed by Cyclone Gabrielle in mid-February, led to record rainfall, which flooded our pitches while the clubrooms remained intact.

The wider community, both in Auckland and beyond, felt the impact. Despite these distractions, the WWC23 deadline loomed large, and everyone involved remained focused on delivering the project.



| 2023 | A Year in Review

As construction progressed, the club began preparing for the upcoming season. Junior registrations surged by 20%, presenting the club with the exciting challenge of managing growth. Both the Skill Centre and TDP programs promised to be busy, and careful planning was needed to minimize disruptions caused by WWC23 preparations. Our men's first team and their loyal supporters were perhaps the most affected, having to play their first 13 games away before returning to Shepherds Park for their Chatham Cup match against Franklin on June 17. The women's first team also had a memorable home game against Metro before the club and fields were handed over for the WWC23.

In April, the club reached a major milestone as the end wall of the clubrooms was removed, opening up the space to double its size. This achievement marked the culmination of three years of dedication, with a vision to provide an upgraded facility for future generations of our community.





| 2023 | A Year in Review

By late June, FIFA's occupation of the site began, restricting access to the clubrooms and fields one and two. Excitement built as Team Italy arrived at Shepherds Park on July 7 for their first training session, which included a community open day for fans to meet the players. The Women's World Cup then dominated the following months, from late July to the end of August.

After Italy's successful World Cup campaign, BU AFC regained control of the clubrooms on August 3. It took a few months to settle back into our regular routine, and by the time of the AGM, we were reflecting on a busy 2022. The AGM also saw a leadership change, with David Williams stepping down after years of significant contribution and dedication to the club.

A newly expanded committee was formed after the AGM, with the addition of co-opted members doubling the size of the leadership team. This reflected both the growth of the club and the increasing need for support to navigate our future.



I Football Development

Our future footballers are thriving and developing through the accredited pathways offered by the club. Under the leadership of Keith Lesslie and Kylie Dalton, the Skills Centre continues to attract eager 9 to 12-year-olds, with developing coaches playing a key role in supporting their growth and football education.

The Talent Development Programme (TDP) mirrors this approach, focusing on both player and coach development for the 13 to 19-year-old age group. These programmes are designed to deliver a cohesive, high-quality, and enjoyable football experience, nurturing the potential of young players to become skilled footballers.

While these initiatives are critical steps toward achieving a National Youth Licence, we also view them as integral to our risk management strategy and a reflection of our Vision & Mission as a forward thinking club. This focus represents a natural continuation of the success we've already achieved in the junior and youth football spaces. It is essential that we remain relevant to our community by delivering:

High-quality, enjoyable football experiences.

A pathway to elite football for both girls and boys who aspire to reach that level.

Additionally, these programmes provide a valuable opportunity to broaden the skill sets of our parent coaches, ensuring improved experiences across the club, regardless of the players' skill levels. Our Junior and Youth football programmes rest on the tireless efforts of dedicated parents and volunteers, highlighting the values and importance of a community club like ours.

The power of engaged community connections through sport has never been more vital, and we sincerely thank everyone for their continued commitment and support.





I Honours

National Representation

Congratulations to all the Birkenhead United Players who were selected for New Zealand age group teams or wider training squads over the last 12 months, including:

- Everton O'Leary NZF U19s

First Team Games

The following players have represented the Men's First Team on more than 100 occasions.

- Alex Connor-McClean
- Sam Burfoot
- Luke Jorgensen
- Emmanuel Darkwa
- Damien Hirst
- David Parkinson
- Jack Hobson-McVeigh
- Ian Lathwood
- Scott Reid
- Steve Chad
- Aaron Beach
- Jarrem Broadley
- Ricky Simmons
- Brian Simmons
- Barry Graham
- Tom Nimmo

Major Titles and Championships

- 1980 Men's NRFL Division 2
- 2010 Men's NZ U19 National Cup
- 2012 Men's NRFL Division 1
- 2014 Men's NZ U19 National Cup
- 2015 Men's NZ U17 National Cup
- 2015 Men's NZ U19 National Cup
- 2016 Men's NZ U17 National Cup
- 2016 Chatham Cup Champions
- 2017 Men's NZ U17 National Cup
- 2018 Chatham Cup Champions
- 2018 Men's NZ U19 National Cup
- 2020 Men's NZ U19 National Cup
- 2021 Men's NZ U17 National Cup
- 2022 Men's NZ U17 National Cup
- 2023 Men's NZ U19 National Cup



I Junior Report

BIRKENHEAD UNITED AFC | Juniors Section Annual Report for 2023

Player Numbers

In the 2023 season we had 1074 registered players in the Juniors Section at Birkenhead United AFC of which 426 were aged 5 through to 8 years old (Fun Football section). The Junior Section during the last 5 years was distributed as follows:

| | 2019 | 2020 | 2021 | 2022 | 2023 |
|-------------------------|------------|------------|------------|------------|-------------|
| Fun Football | 323 | 320 | 348 | 393 | 426 |
| 5th Grade Mixed | 50 | 40 | 52 | 62 | 72 |
| - Boys | 38 | 35 | 47 | 44 | 52 |
| - Girls | 14 | 5 | 5 | 18 | 20 |
| 6th Grade Mixed | 72 | 100 | 82 | 104 | 125 |
| - Boys | 50 | 86 | 68 | 86 | 98 |
| - Girls | 22 | 14 | 14 | 18 | 27 |
| 7th Grade Mixed | 80 | 100 | 113 | 104 | 113 |
| - Boys | 62 | 83 | 93 | 81 | 83 |
| - Girls | 18 | 17 | 20 | 23 | 30 |
| 8th Grade Mixed | 121 | 80 | 101 | 123 | 116 |
| - Boys | 107 | 63 | 81 | 101 | 86 |
| - Girls | 14 | 17 | 20 | 22 | 30 |
| | | | | | |
| Juniors | 381 | 395 | 370 | 354 | 447 |
| 9th Grade - Boys | 74 | 120 | 68 | 78 | 117 |
| 10th Grade - Boys | 82 | 82 | 98 | 70 | 89 |
| 11th Grade - Boys | 82 | 63 | 71 | 88 | 90 |
| 12th Grade - Boys | 85 | 72 | 57 | 60 | 80 |
| 9th-10th Grade - Girls | 22 | 26 | 32 | 28 | 39 |
| 11th-12th Grade - Girls | 36 | 32 | 24 | 30 | 40 |
| | | | | | |
| Youth | 150 | 192 | 192 | 179 | 201 |
| 13th Grade - Boys | 59 | 70 | 48 | 44 | 65 |
| 14th Grade - Boys | 34 | 32 | 46 | 32 | 32 |
| 15th Grade - Boys | 15 | 34 | 28 | 50 | 30 |
| 17th Grade - Boys | 16 | 28 | 18 | 28 | 37 |
| 13th Grade - Girls | 11 | 12 | 20 | | 17 |
| 14th-17th Grade - Girls | 15 | 16 | 32 | 25 | 20 |
| | | | | | |
| Annual Total | 854 | 907 | 910 | 926 | 1074 |



I Junior Report

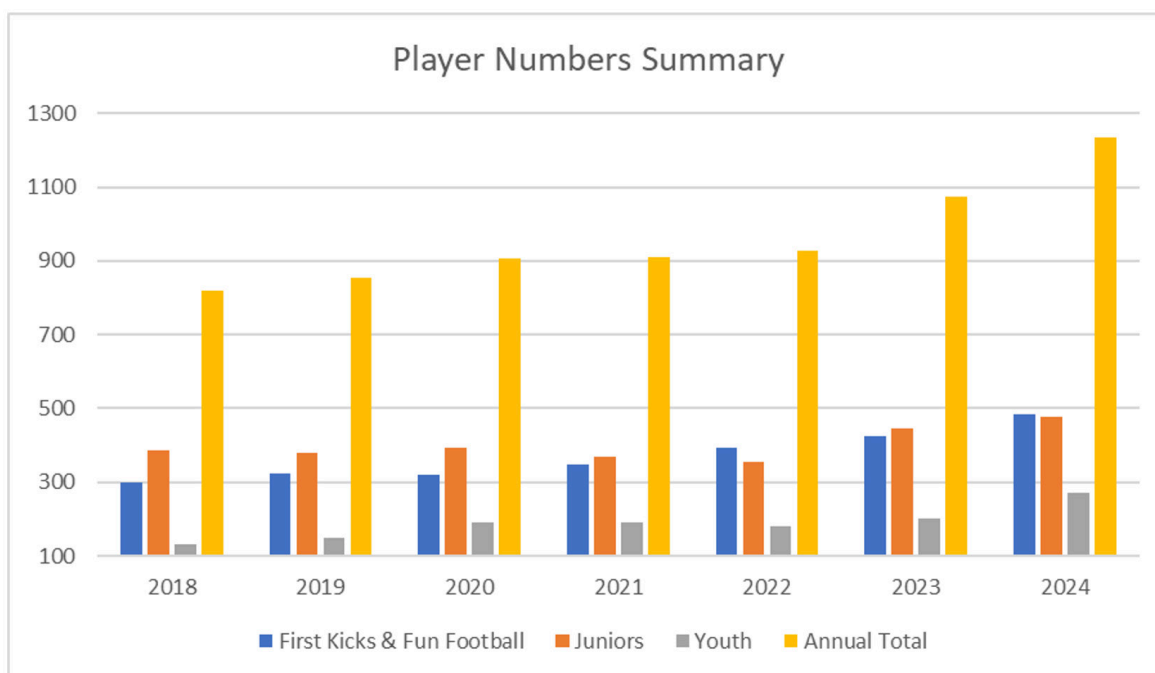
In 2023 there was a 16% increase in numbers over the 2022 year.

The trend since 2020 has been for 2% growth across the 3 years to 2022 but there has been a spike in numbers in 2023 has caused the current 5 year trend to increase to 25%. We have experienced annual 15% growth during the last two years compared to the 2% during the three year period 2020 -2022.

Fun Football grades are 40%; Junior grades are 42%; Youth grades are 18%.

Female participants are 20% of overall membership a small increase since 2022.

For the current year of 2024 there has been a massive spike in membership with a total of 1,241 (up 167) made up of the FF = 489 (up 63), Juniors = 478 (up 31), Youth = 274 (up 73) which is a 15% increase over 2023.



Junior Section Demographics for 2023

The player base in the Junior Section is distributed by gender and age groups as shown in the table above.

The gender split was 85% male and 15% female Junior Teams

In 2023 we fielded the following 135 teams in the various grades each Saturday (compared to the current 151 in 2024):



I Junior Report

In-House First Kicks / Fun Football:

| Teams | 5 th grade | 6 th grade | 7 th grade | 8 th grade |
|-------|-----------------------|-----------------------|-----------------------|-----------------------|
| 2023 | 14 | 24 | 24 | 22 |

NRF Junior Grades:

| Teams | 9 th grade | 10 th grade | 11 th grade | 12 th grade |
|-----------------|-----------------------|------------------------|------------------------|------------------------|
| 2023 Mixed | 11 | 8 | 7 | 6 |
| 2023 Girls only | 2 | 2 | 1 | 2 |

NRF Youth Community Grades:

| Teams | 13 th grade | 14 th grade | 15 th grade | 17 th grade |
|-----------------|------------------------|------------------------|------------------------|------------------------|
| 2023 | 3 | 1 | 1 | |
| 2022 Girls only | 1 | | 1 | |

Lotto NRFL Youth Grades:

| Teams | 13 th grade | 14 th grade | 15 th grade | 17 th grade |
|-------|------------------------|------------------------|------------------------|------------------------|
| 2023 | 1 | 1 | 1 | 1 |

Coaching

A big thank you to the 135 coaches, managers and numerous other volunteers who stepped up to manage these teams and create the heart of this community club. We would like to thank all our coaches in the club as it is you who make a great football experience for our players and the reason why our club is as strong as it is today. We also acknowledge the continued input from Paul Hobson (our Director of Football), Luca Vasori (Fun Football and Juniors Coach) and in particular the volunteer efforts of Ben McQuay, Keith Lesslie and Steven Chad. Also special thanks to Ben for his help to arrange and manage the coaches of the Fun Football grades during the season. We would like to thank the players from the 1st Team who coached the 7th and 8th grades mass trainings on Tuesday and Thursday and the Skill Centre and TDP Youth teams.

Schools Summer League

The schools summer football 7-aside league returned in 2023. We engaged with our local community through the primary schools by arranging a summer football league for the cluster of 12 primary schools in the Northcote – Birkenhead – Birkdale – Beachhaven area plus Willow Park. This event was run on Wednesday evening here at Shepherds Park through the school term 4 over a 7 week period. It involved school based teams from school Year 3 to Year 6.



I Junior Report

We had 31 teams (310 players) entered in the four leagues:

Grade 3 (Years 3 &4) - 8 teams; The winner was Beachhaven Blasters

Grade 4 (Year 4) – 8 teams; The winner was Verran Primary

Grade 5 (Year 5) - 8 teams. The winner was Willow Park United

Grade 6 (Years 6) - 7 teams. The winner was Kauri Park United

Special thanks go to the referees from our Youth grades.

U17 Boys Youth Development in 2023 Boys Youth National League.

The NZF introduced the Boys National Youth League for U17s throughout New Zealand in 2022. The NRF region have three entries of the eight teams that qualified for the finals weekend on 14th – 16th October 2023. Birkenhead United qualified for the finals held in Wellington and finished in 4th place.

U17 National Youth Football Tournament at Western Springs held over the weekend of 7th – 10th December 2023 at Western Springs AFC with 24 teams entered in the tournament from clubs across New Zealand.

The Birkenhead United Mens team progressed to the Quarter Final of the Championship group before being knocked out.

This was the first year we had entered a U17 Womens team and they had a great first tournament before being knocked out in the Plate Semi Final.

Many of our 2023 U17s squad are now regular players in the Womens Championship, Mens Premiers and U23 Reserves during the 2024 season.

Final Acknowledgements

A big thanks go to:

The team of volunteers that turned up each Saturday morning between 6.30am – 8am to do the set up of the Fun Football fields.

Thank you to our sponsors of the Junior Section in 2023 with major contributions from New World Birkenhead, Kemps Weir Lawyers and John Bull Footwear.

Ross Frisby | QSM

BUAFC Covenor Juniors Section 2023

'United in Sport'



| 2023 Financial Cover Memo

Memo to the 2023 Accounts

1. Process of Preparation

- a. The 2023 accounts have been prepared by Sports Accounting New Zealand, a subsidiary of Sports Accounting Australia.
 - i. Sports Accounting New Zealand provides accounting services, business process system implementations, bookkeeping, and financial analysis. They are a CPA public practice with CPA and CA qualified staff, a registered BAS / IRD Agent and certified partner of Xero.
 - ii. Sports Accounting New Zealand picked up the support to BUAFC following a competitive tender and were selected due to their knowledge of how sports clubs need to operate.
- b. The accountant who has historically prepared the annual accounts for BUAFC including for 2022 did not wish to continue in the role and this led to the appointment of Sports Accounting New Zealand who were already supporting the club with maturing its financial processes and practices.
- c. The year end process was completed and the 2023 accounts endorsed by the Finance Sub committee on August 19th, 2024 and full Management committee on 3rd September 2024.
- d. This year there were some added differences which have led to this memo to support the interpretation of the accounts. These differences include:
 - i. The move to Sports Accounting New Zealand from the previous accountant
 - ii. The terminology change as we adopt a new chart of accounts and new coding mechanisms
 - iii. Combining the Junior Xero account into the master club account to ensure tax compliance, process efficiency and transparency.
 - iv. Some legacy coding which is not aligned to the new cost centre structures and ongoing processes of the club.

2. Key Points to the 2023 Accounts

- a. All Game fees and registrations for SKC, TDP and Juniors are captured under 4000. The remaining items under 210 for the junior section relate to Socks, Shorts and Shinpads for Juniors.
- b. Item 220 relates to senior team registrations.
- c. Item 297 - BUAFC makes a yearly payment to MS Society, however, the 2022 yearly payment was actually made on 4th of Jan 2023 for \$2500 + the 2023 yearly payment for \$3000 was made on 30th of December 2023, meaning 2 payments were allocated to the 2023 accounts hence the loss – revenue in 2022 and payment in 2023.
- d. There are 2 income accounts for Merchandise sales in 2023 (298 & 4100) that total to approximately \$55k. Merchandise Sales will be consolidated into account 4100 & Cost of Goods will be consolidated into account 5020 moving forward.



I Financial Cover Memo

- e. P&L – 4450 / Balance Sheet 2880 - Legacy Fund was originally created when a player from BUAFC (Bill Tuiloma) was transferred to Olympique de Marseille. Distributions were paid out in 2017, leaving BUAFC with approx. \$46k. This fund was used to go towards the renovations, so there is no Liability to hold on the balance sheet. Therefore, we released the income into the P&L as it has been used.
- f. 4005 – Holiday programme. Revenue has been coded to 4000 so this relates to historical coding. The newly implemented cost centres and reporting provides up the ability to run reports to quickly show what Holiday Programme is operating at in isolation. We now have the ability to run a P&L at the account level, filtered on individual sections (i.e Holiday Programme) that will allow you to see full breakdown of income and expenses related to just that program.
- g. 465 – Senior Playing expenses – This relates to historical coding. The Juniors section was in a separate Xero file, so expenses were allocated to the individual accounts (i.e coaching, Equipment, Affiliation fees, etc) while a large amount of expenses for Seniors were grouped under Seniors playing expenses account. This includes expenses like cleaning, coaching, kits, catering, affiliation fees, field hire etc.
 - i. This has been removed moving forward so that expenses are coded based on their nature (i.e coaching, equipment, catering etc) and then the tracking is applied to denote if it is a seniors expense, Juniors TDP, Skill centre etc.

| Financial Statements



Birkenhead United AFC Finance Report December 2023

Prepared by Sports Accounting Australia

Contents

Profit and Loss - Financial Year

Balance Sheet

P&L Report - 2023 Financial Year — Birkenhead United AFC



JAN 2023 - DEC 2023

Jan 2023 -
Dec 2023

Actuals

400 · Income

| | |
|-------------------------------|---------|
| 205 · Kitchen Sales | 2,842 |
| 210 · Junior Fees | 7,838 |
| 220 · Club Membership | 53,866 |
| 235 · Fundraising | 4,303 |
| 240 · Sponsorship | 116,625 |
| 255 · Seven A Side | 15,304 |
| 260 · Other Revenue | 2,630 |
| 297 · MS Society | (2,397) |
| 4000 · Game Fees - General | 341,444 |
| 4004 · Competition Entries | 3,700 |
| 4005 · Holiday Program Fees | 257 |
| 4100 · Merchandise Sales | 1,960 |
| 4310 · Bar & Kitchen Sales | 280,338 |
| 4450 · Player Transfer Income | 46,291 |

Total Income

875,002

500 · Cost of Sales

| | |
|------------------------------------|---------|
| 300 · Bar Purchases | 153,048 |
| 430 · Kitchen Stock | 579 |
| 5020 · Cost of Sales - Merchandise | 10,773 |

Total Cost of Sales

164,400

Gross Profit

710,602

600 · Expense

| | |
|--|---------|
| 408 · Cleaning | 5,050 |
| 415 · Improvements | 600 |
| 445 · Light, Power, Heating, Water | 14,892 |
| 455 · Merchandise Expense | 54,441 |
| 461 · Printing & Stationery | 111 |
| 465 · Playing Expenses Seniors | 253,454 |
| 473 · Repairs and Maintenance | 2,577 |
| 477 · Salaries | 168,490 |
| 478 · KiwiSaver Employer Contributions | 2,806 |
| 485 · Subscription | 7,417 |
| 490 · Sponsorship Expenses | 150 |
| 494 · Fundraising Expense | 1,184 |
| 495 · Waste Removals | 7,587 |
| 5000 · Bar & Kitchen Purchases | 234 |
| 6000 · Accounting & Audit Fees | 16,594 |
| 6004 · Bank Fees | 1,982 |
| 6006 · Interest Expense | 8,513 |
| 6028 · Merchant Fees | 2,943 |
| 6036 · Subscriptions | 165 |

| | Actuals |
|-----------------------------------|------------------|
| 6040 · Telephone & Internet Costs | 2,100 |
| 6048 · Insurance Costs | 10,021 |
| 6050 · Other/Sundry Expenses | 29,933 |
| 6106 · Function Expenses | 12,181 |
| 6107 · Photography Costs | 12,374 |
| 6214 · Coaching Costs | 218,030 |
| 6215 · Gear & Equipment | 54,551 |
| 6220 · Team Uniforms | 4,286 |
| 6230 · Affiliation Fees | 19,869 |
| 6232 · Umpire & Referee Expenses | 1,650 |
| 6233 · Fines | 1,225 |
| 6250 · Prizes/Awards | 14,927 |
| 6315 · Team Entry Expenses | 10,013 |
| Total Expense | 940,350 |
| Operating Profit | (229,748) |
| 800 · Other Income | |
| 245 · Grants received | 96,908 |
| 265 · Junior yearly Payment | 40,935 |
| 275 · Function Incomes | 19,172 |
| 280 · Raffles | 888 |
| 285 · Donations | 32,756 |
| 298 · Merchandising | 52,849 |
| 299 · Darts | 254 |
| 4405 · 100 Club Raffle | 1,809 |
| 4420 · Interest Income | 23 |
| 4440 · Other/Sundry Income | 26,668 |
| Total Other Income | 272,262 |
| Net Profit | 42,514 |

| | |
|------------------------------|---|
| Budget | Budget (Approved) |
| Business Units | Birkenhead United AFC |
| Account tree | «Original Account Tree» |
| Account types | Income, Cost of Sales, Expense, Other Income, Other Expense |
| Using actuals up to Dec 2023 | |

Balance Sheet — Birkenhead United AFC



DEC 2023

| | Dec 2023 | Dec 2022 | | |
|---------------------------------------|------------------|------------------|------------------|---------------|
| | Actuals | Actuals | Variance | % Variance |
| 100 · Asset | | | | |
| 101 · Cash & Equivalent | 182,878 | 739,501 | (556,623) | (75%) |
| 10 Credit · Birkenhead United | (118) | (118) | 0 | 0% |
| 1000 · Birkenhead United Credit | (42) | (347) | 305 | 88% |
| 1100 · 00 Main Account | 2,708 | 41,951 | (39,242) | (94%) |
| 1101 · 01 Junior Account | 7,300 | 0 | 7,300 | N/A |
| 1102 · 02 Sponsorship Account | 31,943 | 1,219 | 30,725 | 2522% |
| 1103 · 03 Grant Account | 80,467 | 642,793 | (562,326) | (87%) |
| 1104 · 04 Fundraising Account | 23,252 | 2,056 | 21,196 | 1031% |
| 1105 · 05 Fees Account | 0 | (1,056) | 1,056 | 100% |
| 1106 · 06 Seven a Side Account | 11,495 | 22,764 | (11,270) | (50%) |
| 1107 · 07 MS Account | 279 | 2,676 | (2,397) | (90%) |
| 1108 · 08 Darts Account | 2,484 | 2,230 | 254 | 11% |
| 1109 · 09 - 100 Club Account | 11,034 | 8,954 | 2,080 | 23% |
| 1110 · 10- Extra Eftpos | 7,994 | 11,763 | (3,769) | (32%) |
| 1111 · 11- Merch | 81 | 4,616 | (4,535) | (98%) |
| 1605 · Cash on hand | 4,000 | 0 | 4,000 | N/A |
| 102 · Debtors | 63,099 | 167 | 62,933 | 37759% |
| 1610 · Accounts Receivable | 63,099 | 167 | 62,933 | 37759% |
| 104 · Inventory | 7,198 | 7,432 | (234) | (3%) |
| 1606 · Stock on Hand | 7,198 | 7,432 | (234) | (3%) |
| 105 · Fixed Assets | 2,932,340 | 843,492 | 2,088,848 | 248% |
| 1720 · Plant & Equipment | 7,500 | 0 | 7,500 | N/A |
| 1725 · Fixed Assets | 2,924,840 | 843,492 | 2,081,348 | 247% |
| Total Asset | 3,185,516 | 1,590,592 | 1,594,924 | 100% |
| 200 · Liability | | | | |
| 201 · Creditors & Accruals | 47,524 | 118,380 | 70,856 | 60% |
| 2800 · Accounts Payable | 63,690 | 163,588 | 99,898 | 61% |
| 2820 · GST | (16,103) | (49,192) | (33,089) | (67%) |
| 2825 · PAYE Payable | (63) | 3,984 | 4,047 | 102% |
| 203 · Employee Entitlements | 897 | 897 | 0 | 0% |
| 2814 · Wages Payable - Payroll | 897 | 897 | 0 | 0% |
| 204 · Fund Liabilities | 0 | 46,291 | 46,291 | 100% |
| 2880 · Legacy Fund Liability | 0 | 46,291 | 46,291 | 100% |
| 204 · Other Liabilities | 0 | 100 | 100 | 100% |
| 2860 · Rounding | 0 | 100 | 100 | 100% |
| 205 · Non-Current Liabilities | 400,000 | 0 | (400,000) | N/A |
| 2901 · Building Loan | 300,000 | 0 | (300,000) | N/A |
| 2905 · Loan | 100,000 | 0 | (100,000) | N/A |
| Total Liability | 448,420 | 165,668 | (282,752) | (171%) |
| Net Assets | 2,737,095 | 1,424,924 | 1,312,171 | 92% |
| 300 · Equity | | | | |
| 3960 · Retained Earnings | 364,565 | 325,184 | 39,381 | 12% |
| 3965 · Capital Grant | 2,330,016 | 1,089,318 | 1,240,699 | 114% |
| Current Earnings | 42,514 | 10,422 | 32,092 | 308% |
| Total Equity | 2,737,095 | 1,424,924 | 1,312,171 | 92% |



I Thank You

Community sports clubs thrive on the dedication of the people who bring them to life. 2023 was a milestone year for many reasons, and it required the invaluable support of numerous selfless volunteers and contributors to keep the club going strong. Their unwavering efforts and energy are what make Birko truly special, and we owe a tremendous amount of gratitude to the following for their contributions.

We extend our heartfelt thanks to our main sponsors—Harcourts Copper & Co, Kemps Weir Lawyers, John Bull Footwear—and all our loyal partners who continue to stand by BUAFC. We encourage everyone to support these businesses as they have generously supported us.

Special gratitude goes to the members of the Kaipātiki Local Board, Trustees of the Birkenhead Licensing Trust, and all the gaming and charitable trusts that have contributed to our clubroom upgrade and continue to support our club's growth.

We also want to acknowledge the dedication of the BUAFC Management Committee— David Williams, Ross Frisby, Rochelle Lee, Sian Chad, and Ian Morgan—who tirelessly work on behalf of the club.

We can't reflect on the recent Management Committee without offering a heartfelt and special thanks to our loyal and dedicated leader, David Williams. Words alone cannot fully express the energy, passion, and love you've brought to this club and its community. We are deeply grateful for all you've done

A huge thanks to Ross Frisby and Ben McQuay for their extraordinary efforts in organizing 1st Kicks, Fun Football, and Junior grades. Your commitment is invaluable.

To our incredible volunteers, thank you for your time and dedication this year. A special mention to David Williams, Simon Marshall, Stu Weir, Hamish Young, Melissa Sullivan, Sian Chad, Ross Frisby, and Rochelle Lee, whose collective effort made the Club Upgrade project a reality—creating a remarkable space for the club and hosting WWC23.

Thank you to the parents who ensure their children are at training and games each week, and to the early risers who are out at 6 a.m. every Saturday setting up fields for 1st Kicks & Fun Football. Finally, our appreciation goes out to the team at NRF and NZF for coordinating and supporting the delivery of both Junior and Senior games.

Ngā mihi mahana,

William Taylor | BUAFC President

& the BUAFC team

| | |
|-------------------------|-----------------------------------|
| PP President | David Williams |
| Vice President | Ross Frisby |
| Secretary | Rochelle Lee-Warren |
| Treasurer | Sian Chad |
| Financial & Risk Chair | Matt Dalton |
| Club Captain | Ian Morgan |
| Media | Melissa Sullivan |
| Apparel Manager | Adrian Blandford & Paul Blackmore |
| W&G Committee Chair | Janine Manga |
| Club Administrator | Kylie Dalton |
| Head of Football | Paul Hobson |
| Head of Coaching | Dave Wright |
| Women & Community Coach | Luca Vasori |
| General Manager | Malcolm McPherson |
| Member | Henry Barfoot |



| Club Sponsors

Harcourts
Cooper & Co



NEW WORLD
Birkenhead

kemps weir
LAWYERS



AkzoNobel **JustWorkout!**



ALLPROOF
INDUSTRIES



Constructure

Service focussed.
Smart solutions.

